



3-GFX-300 6V 6 OPzS 300



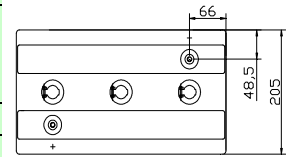
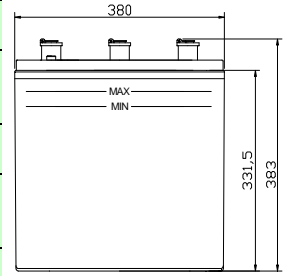
Application:

- Solar and wind power system
- Electric power, nuclear power
- Telecommunication
- UPS
- Situation with high environmental protection and energy-saving

Features of performance application

- ✚ Designed service life of 18 years
- ✚ Water supplement cycle 0.25-1 year (normal) 1-2 year (choose water content recombination valve)
- ✚ High cycle service life
- ✚ Better temperature resistance performance
- ✚ Excellent deep cycle performance
- ✚ Superior low current discharge performance
- ✚ Better charge reception capability
- ✚ Better safety performance and reliability
- ✚ Modular and personified installation design
- ✚ Performance/price ratio is high and yearly operating cost is low
- ✚ Environmental friendly, cycle application

Rated voltage	6 V
Capacity@ 25°C(77°F)	300Ah @ 10hr to 5.4V
Weight	Without electrolyte: about 51.0 kg (112.2 lb) With electrolyte: about 65.0kg (143.0 lb)
electrolyte density (charged)	1.240±0.01g/cm ³ (20°C) (68°F)
Reference internal resistance (charged)	About 1.8mΩ@ 25°C(77°F)
Short-circuit current	About 3333A (0.1S reference value)
Max discharge current	900A (5sec)
Self-discharge	< 10% 90 days @ 25°C (77°F)
Temperature range	Application: -20°C ~ 50°C (-4°F ~ 122°F) Storage: 0°C ~ 20°C (32°F ~ 68°F) Recommendation: 20°C ~ 25°C (68°F ~ 77°F)
Max charge current	45A
Charge voltage @ 25°C(77°F)	Float charge: 6.69V, average charge: 7.05V Temperature compensation factor: -9 mV/°C
Terminal output	M8 copper terminal (HPb59-1)



Execution standard:

IEC60896-11 DIN40737-3
BS EN 61427-2002
GB/T13337.1
Q/321284KCC 03-2006

Authentication and certificate:

Certificate of Qualification on Perfecting Measurement & Measuring System
GB/T19022-2003

ISO10012:2003、IDT

Quality Management System

Authentication
GB/T19001-2000

NO.03006Q10002R0M-2

Environmental Management System

Authentication
ISO 14001:2004

NO.010607E2024R1M-2

Occupational Health Management

System Authentication
GB/T28001-2001

NO.010607S10147R0M-2

CE authentication

EN 61000-6-3:2001+A11:2004

EN 61000-6-1:2001

National Industrial Product Production

License
XK06-044-00012


Product Quality Test Free Certificate

(2006)GM(321630488)

Export product quality license

Structure features of Shuangdeng 3/6-GFX series acid-proof stationary battery:

- Plate: positive plate adopts tubular type plate which can effectively prevent active substance falling, positive plate frame is made of multi-component alloy, the alloy crystal particle is tiny and dense, the corrosion-resisting performance is good and service life is long. The negative plate adopts pasted plate, grid adopts radiated structure, which enhances utilization ratio of active substance and discharge capability of strong current; moreover, the charge reception capability is strong.
- Battery case: adopt AS transparent case with corrosion prevention, high strength and beautiful appearance, the internal structure and state of battery can be directly observed via transparent case.
- Separator: the combined separator of multi-hole corrugated plastic plate and micro-bore rubber separator has bigger electrolyte storage space, which enhances dispersion speed of electrolyte, greatly reduces internal resistance of battery and prevents dendrite short circuit after deep discharge.
- Terminal sealing: the built-in copper-core lead-based terminal post has strong current carrying capacity and corrosion resistance. The unique terminal post sealing structure can effectively eliminate the stress which is generated due to plate extension, leakage is avoided, sealing reliability of terminal post is ensured and service life of battery is greatly increased.
- Acid resistant bolt: adopt special funnel-shaped acid resistant bolt which can filter acid fume and prevent flame, the density and temperature of electrolyte can be measured directly, use is safe and maintenance is convenient.



Discharge current at different final voltages and different discharge rates unit: A (25°C, 77°F)

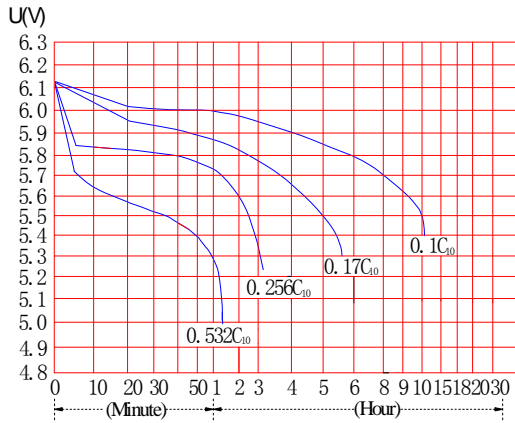
	5min	10min	15min	30min	45min	1hr	1.5hr	2hr	3hr	4hr	5hr	8 hr	10 hr	20hr	100 hr	120hr
1.90V	168	153	140	126	105	104	78	72	59	50	44	32	27	14.75	3.66	3.08
1.85V	186	185	177	149	122	116	90	81	65	54	47	33	29	16.25	3.86	3.25
1.80V	248	242	237	192	147	140	101	93	74	62	53	38	32	17.03	3.99	3.36
1.75V	297	290	276	212	168	153	113	99	76	63	54	39	33	17.71	4.09	3.44

Discharge power at different final voltages and different discharge rates unit: W (25°C, 77°F)

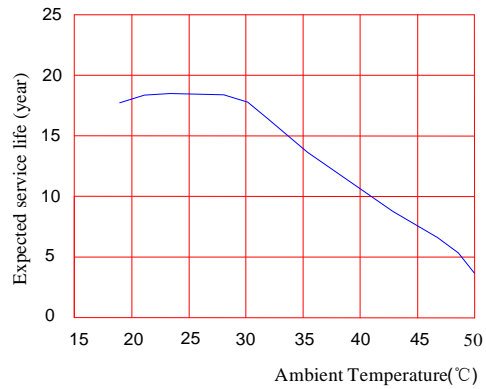
	5min	10min	15min	30min	45min	1hr	1.5hr	2hr	3hr	4hr	5hr	8 hr	10 hr	20hr	100 hr	120hr
1.90V	1982.4	1805.4	1652.0	1486.8	1239.0	1227.2	920.4	849.6	696.2	590.0	519.2	377.6	324.0	178.48	44.29	37.27
1.85V	2194.8	2183.0	2088.6	1758.2	1439.6	1368.8	1062.0	955.8	767.0	637.2	554.6	389.4	348.0	196.63	46.71	39.33
1.80V	2926.4	2855.6	2796.6	2265.6	1734.6	1652.0	1191.8	1097.4	873.2	731.6	625.4	448.4	384.0	206.06	48.28	40.66
1.75V	3504.6	3422.0	3256.8	2501.6	1982.4	1805.4	1333.4	1168.2	896.8	743.4	637.2	460.2	396.0	214.29	49.49	41.62



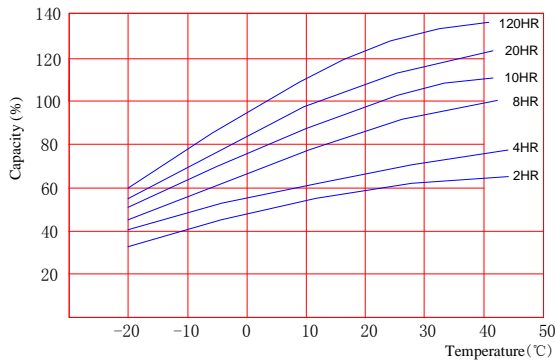
3-GFX-300 6V 6 OPzS 300



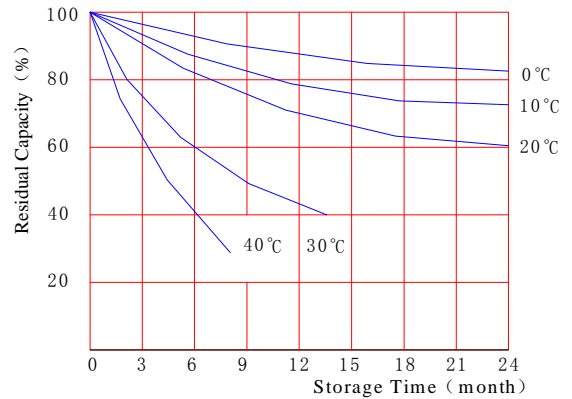
Discharge Characteristic Curve(20°C)



Relation curves between temperature and service Life



Relation curves between capacity and temperature



Self-discharge characteristic curve

Free service line: +86-4008-899-886

FAX: +86-25-83176850

Tel: +86-25-83176860

E-mail: gjpt@chinashoto.com

E-mail: joyce.zhong@chinashoto.com

Web: <http://www.chinashoto.cn/>