



6-GFMJ-150 12V gel battery



Application

- Telecom
- Switching power supply
- CATV
- Oil and gas
- UPS, medical facilities
- Solar energy
- Street lamp
- Other situation with normal application

Features of performance application

- ✚ Designed service life of 15 years
- ✚ High cycle service life
- ✚ Wider temperature range
- ✚ Excellent deep cycle performance
- ✚ Excellent high rate discharge performance
- ✚ Stronger constant power discharge capability
- ✚ Better charge acceptability
- ✚ Better safety performance and reliability
- ✚ High Performance/price ratio and low yearly operating cost
- ✚ Environment protection and energy saving

Rated voltage	12 V
Capacity@ 25°C(77°F)	150Ah @ 10hr to 10.8V
Weight	About 63kg (138.6 lb)
Reference internal resistance (charged)	About 2.63mΩ @ 25°C (77°F)
Short-circuit current	About 4563A (0.1S reference value)
Max discharge current	450A (5sec)
Self-discharge	< 20% 180 days @ 25°C (77°F)
Temperature range	Application: -20°C ~ 50°C (-4°F ~ 122°F) Storage: 5°C ~ 40°C (41°F ~ 104°F) Recommendation: 20°C ~ 30°C (68°F ~ 86°F)
Max charge current	22.5A
Charge voltage @ 25°C(77°F)	Float charge: 13.5V, average charge: 14.1V Temperature compensation factor: -18 mV/°C
Terminal output	M8 copper terminal (HPb59-1)
Recharge time	See figure 2

Execution standard:

IEC60896-21/22 BS EN 61427-2002
Q/321284KCC 03-2006 YD/T 1360

Authentication and certificate:

Certificate of Qualification on Perfecting

Measurement & Measuring System

GB/T19022 ISO10012:2003、IDT

Quality Management System Authentication

GB/T19001 NO.03006Q10002R0M-2

Environmental Management System

Authentication

ISO 14001 NO.010607E2024R1M-2

Occupational Health Management System

Authentication

GB/T28001 NO.010607S10147R0M-2

Product authentication:

YD/T1360 NO.030074640566R1M

CE authentication

EN 61000-6-3:2001+A11:2004

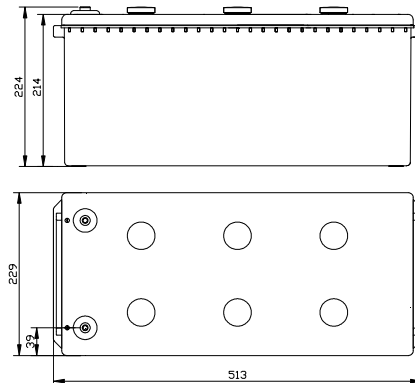
EN 61000-6-1:2001

National Industrial Product Production

License

XK06-044-00012

Product Quality Test Free Certificate



Structure feature of Shuangdeng 12V gel battery

- Electrolyte: primary material adopts Germany gas silicon dioxide, and special technology is adopted; the material will be the thin collosol state when it's injected initially, and the material will be gel state in finished battery, accordingly, leakage and lamination are avoided.
- Plate: both positive plate and negative plate adopt pasted plate, the distance is shorter, the strong current discharging capability is strong; the grid is composed of multi-component alloy whose hydrogen evolution potential is higher, the corrosion resistance is fine and service life is long; the utilization rate of active substance is high and charge receptivity is strong.
- Battery case lid: made of ABS material, corrosion is prevented, strength is high and appearance is beautiful. The case lid is sealed by hot-melting, reliability is high and potential leakage risk can be prevented.
- Separator: adopt special micro-pore PVC-SiO2 separator from Europe AMER-SIL Company, the porosity of separator is big and resistance is low. It has bigger electrolyte storage space.
- Terminal sealing: the built-in copper core lead-base terminal post has stronger current carrying capacity and corrosion resistance. The unique double sealing structure of terminal post can effectively avoid leakage, to guarantee reliability of terminal post sealing.
- Safety valve: adopt Germany technology, constant opening and closing valve, high reliability, the accumulator case expansion, damage and electrolyte dry up can be avoided.

Discharge current at different final voltages and different discharge rates unit: A (25°C, 77°F)

	5min	10min	15min	30min	45min	1hr	1.5hr	2hr	3hr	4hr	5hr	8 hr	10 hr	20hr	100 hr	120hr
11.4	260.1	190.9	171.3	103.2	86.3	70.6	52.0	43.1	30.7	24.1	20.5	14.6	12.8	6.83	1.79	1.85
11.1	289.1	212.2	190.4	114.7	95.9	78.5	57.8	47.9	34.1	26.8	22.7	16.3	14.2	7.51	1.89	1.95
10.8	307.5	225.7	202.5	122.0	102.0	83.5	61.5	51.0	36.3	28.5	24.2	17.3	15.1	7.88	1.95	2.01
10.5	322.9	237.0	212.6	128.1	107.1	87.7	64.6	53.6	38.1	29.9	25.4	18.2	15.9	8.20	2.00	2.06

Discharge power at different final voltages and different discharge rates unit: W (25°C, 77°F)

	5min	10min	15min	30min	45min	1hr	1.5hr	2hr	3hr	4hr	5hr	8 hr	10 hr	20hr	100 hr	120hr
11.4	1980	1570	1106	1015	851	694	666	552	393	309	262	187	164	82.46	21.48	22.20
11.1	2546	2019	1422	1305	1094	893	728	604	430	338	287	205	179	89.72	22.45	23.17
10.8	3143	2492	1755	1611	1351	1102	763	632	450	353	300	215	187	93.67	22.93	23.64
10.5	3565	2696	1716	1618	1371	1140	801	664	473	371	315	225	197	98.96	23.16	23.85



6-GFMJ-150

12V gel battery

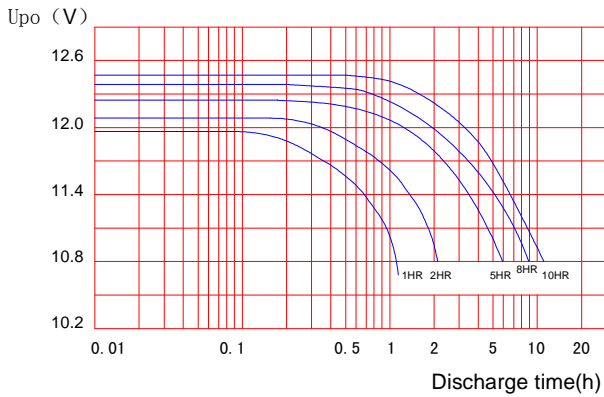


Figure 1 Discharge characteristic curve (20°C)

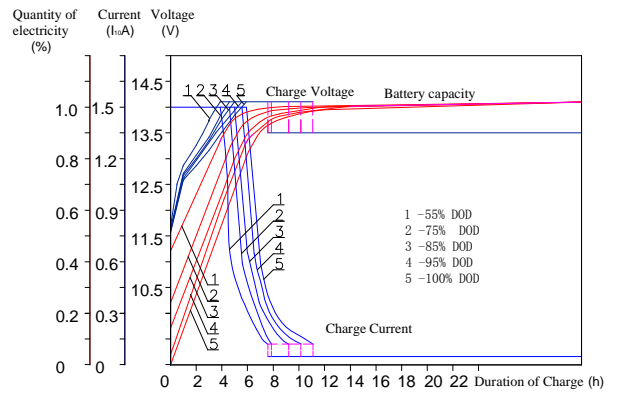


Figure 2 Constant voltage charge characteristic curve

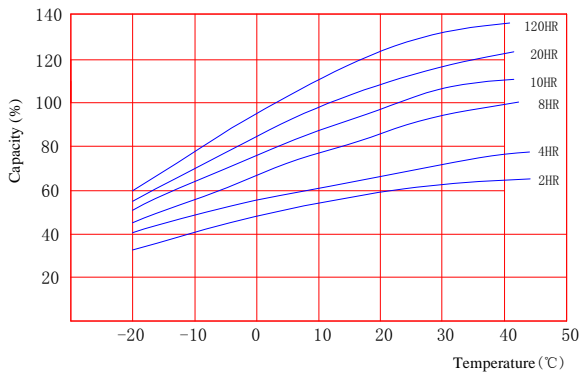


Figure 3 Relation curves between capacity and temperature

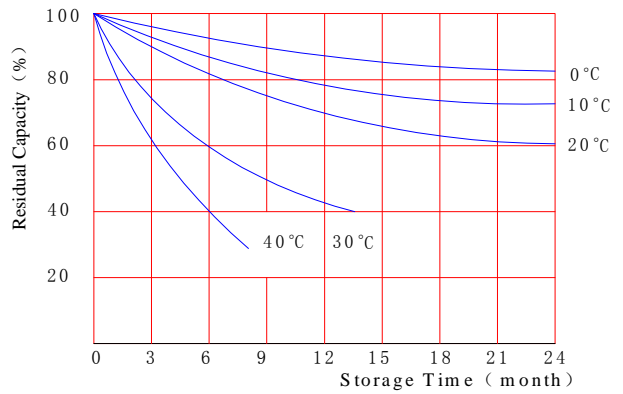


Figure 4 Self-discharge characteristic curve

Free service line: +86-4008-899-886

FAX: +86-25-83176850

Tel: +86-25-83176860

E-mail: gjpt@chinashoto.com

E-mail: joyce.zhong@chinashoto.com

Web: <http://www.chinashoto.cn/>